

No. 678,928.

Patented July 23, 1901.

E. B. ALLEN.
GUIDE FOR CARPET SEWING MACHINES.

(Application filed Jan. 12, 1901.)

(Model.)

Fig. 1.

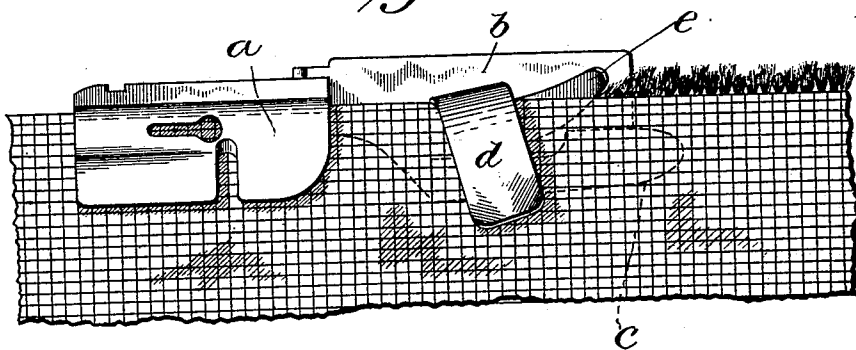


Fig. 2.

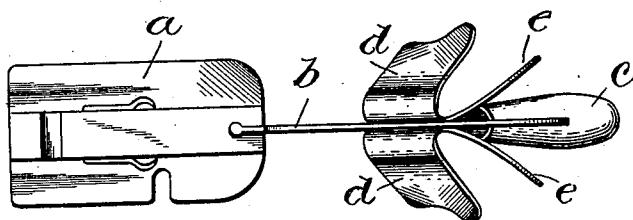
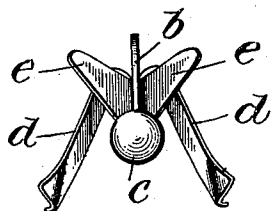


Fig. 3.



Witnesses:

J. B. McGivver.
C. M. Sweeney.

Inventor:

Edward B. Allen,
by Henry Calver,
Att'y.

UNITED STATES PATENT OFFICE.

EDWARD B. ALLEN, OF ELIZABETH, NEW JERSEY, ASSIGNOR TO THE SINGER MANUFACTURING COMPANY, OF NEW JERSEY.

GUIDE FOR CARPET-SEWING MACHINES.

SPECIFICATION forming part of Letters Patent No. 678,928, dated July 23, 1901.

Application filed January 12, 1901. Serial No. 43,005. (Model.)

To all whom it may concern:

Be it known that I, EDWARD B. ALLEN, a citizen of the United States, residing at Elizabeth, in the county of Union and State of New Jersey, have invented certain new and useful Improvements in Guides for Carpet-Sewing Machines, of which the following is a specification, reference being had therein to the accompanying drawings.

10 This invention relates to a guide and pile-controlling device adapted for use in connection with carpet-sewing machines, and more particularly for use in connection with traveling carpet-sewing machines, such as are covered by United States Patent No. 524,996, dated August 28, 1894, the invention relating especially to certain improvements in the form of guides shown by United States Patents Nos. 524,994 and 524,995, also granted August 28, 1894. In the guiding and pile-controlling device covered by United States Patent No. 524,994 a reciprocating piler works astride a central dividing-plate or divider, against which latter the inturned pile faces of the carpets abut, and serves to tuck in or deflect the pile from the edges of the carpet-sections to be united, so that the thread or threads of the seam will pass through as little of the pile as possible and so that the lines of joinder of the carpet-sections will show as little as possible when the carpet is spread out. For some kinds of carpets, however, having a very long and heavy pile the pile becomes more or less matted and tangled at the edges of the carpet-sections and is sometimes so turned out toward the backs of the carpet-sections that it does not all come within the range of the reciprocating piler, and the latter cannot therefore tuck the pile all in smoothly and evenly, as is desired.

The present invention has for its object to provide means for effectively turning in all of the pile which may project outwardly beyond the edges of the carpet-sections to be united even though the projecting pile ends may be tangled down or even turned outward toward the backs of the carpet-sections. To this end the improved guide is provided with inclined forwardly, upwardly, and outwardly projecting wings adapted to scrape along on the edges of the carpet-sections and turn all

of the projecting pile along such edges inwardly and downwardly, and by the use of these inclined wings carpets having the longest and heaviest pile and such as have heretofore had to be sewed by hand may now be readily sewed mechanically.

In the accompanying drawings, Figure 1 is a side view of the improved guide, this view showing also a piece of carpet and illustrating the operation of the pile-turning-in wings. Fig. 2 is a top view of the guide shown in Fig. 1, and Fig. 3 is an end view of the same looking from the right of Fig. 2.

Referring to the drawings, *a* denotes the saddle-piece of the guide, made in the form of an inverted trough and adapted to be attached in operative position to a traveling sewing-machine. The guide is provided, as heretofore, with a centrally-placed dividing-plate or divider *b*, which preferably supports a separator *c*, between which latter and the inverted trough *a* are outwardly-flaring guiding-wings *d*, such as have heretofore been in use and which are also supported by the

Forward of the wings *d* and preferably formed integral therewith are the new pile-controlling wings *e*, which project forward or in front of the said wings *d* and which are inclined upwardly relative to the edges of the carpet-sections to be guided and outwardly relative to the central dividing-plate or divider *b*, against which the pile faces of the carpet are in the use of the guide abutted and on the opposite sides of which the wings *e* are arranged. These upwardly and outwardly inclined pile-controlling wings scrape along at their forward outwardly-turned portions on the edges of the carpet-sections over which the traveling sewing-machine is to move, and thus turn in toward the dividing-plate or divider all the loose ends of the pile which may project outward beyond the edges or the backs of the carpet-sections, and as these projecting pile ends are thus turned inward they also be turned downward by the inclined lower faces or edges of the pile-controlling wings and will thus be brought well inward from the edges of the carpet-sections.

A carpet-machine guide provided with the

inclined outwardly-projecting pile-controlling wings *e* may be used either with or without a reciprocating piler such as is shown in United States Patent No. 524,994, above referred to; but if such reciprocating piler be employed it will be arranged to work, as heretofore, in the space between the inverted guiding-trough *a* and the guiding-wings *d*.

The invention is not to be understood as being limited to the precise construction or details herein shown and described, as these may be varied without departing from the essence of the invention. For example, the pile-controlling wings *e* might be of somewhat different form than herein shown, or they might be arranged somewhat differently, as by projecting beyond the end of the dividing-plate or divider *b* instead of being within the end of said plate, as herein illustrated.

Having thus described my invention, I claim and desire to secure by Letters Patent—

1. A guide for carpet-sewing machines pro-

vided with a central dividing-plate or divider and with guiding means for directing a carpet-section to sewing position on each side of said central dividing-plate or divider, combined with forwardly-projecting, upwardly and outwardly inclined pile-controlling wings arranged on opposite sides of said central dividing-plate or divider, and extending in front of said guiding means.

2. A guide, for carpet-sewing machines, comprising an inverted guiding-trough *a*, the central dividing-plate or divider *b*, the outwardly-flaring guiding-wings *d* on opposite sides of said central plate or divider, and the forwardly-projecting and upwardly and outwardly inclined pile-controlling wings *e* extending in front of the said guiding-wings.

In testimony whereof I affix my signature in presence of two witnesses.

EDWARD B. ALLEN.

Witnesses:

WILLIAM M. ASHLEY,
HENRY J. MILLER.